
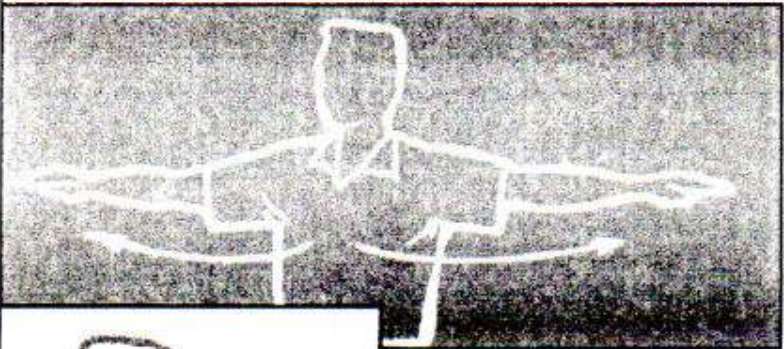
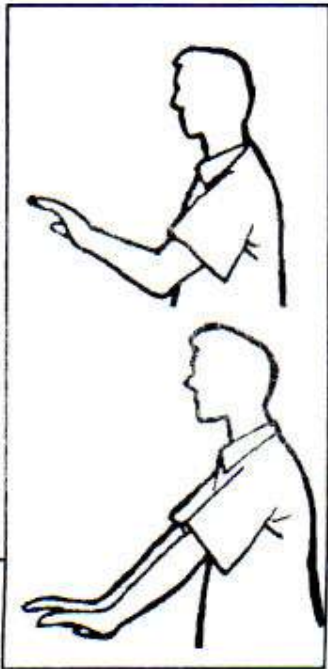


Referee Signals



7th EDITION

Referees Whistle and Signals

Signals

Are a result of the referee using their hands arms and legs to signal different decisions to all concerned with the game.

The best approach is to keep the signals high enough for everyone to see.

Signals should not be rushed but performed with purpose so that the decision is clearly indicated.



Start of Play

One arm is raised high in the air with the fingers extended and the palm of the hand facing inwards.

A long blast of the whistle is given at the same time.



Fifth Touch

One arm is raised high in air with the palm facing to the front and the fingers and thumb outstretched.

The call "**Fifth Touch or Five**" is called.

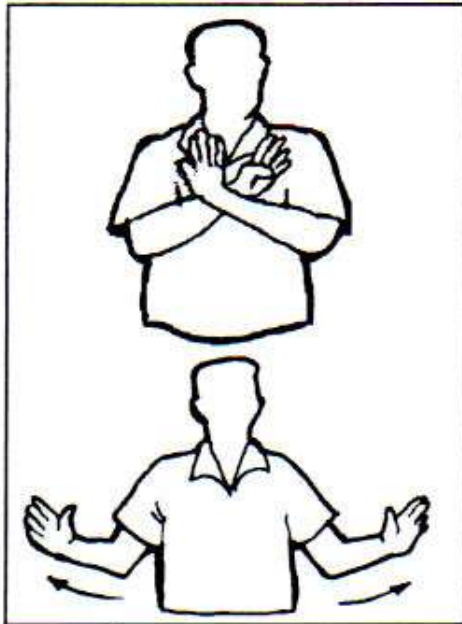


Sixth Touch

One arm is raised in the air, as the Fifth Touch Signal.

At the same time, the other arm is raised vertically with one finger outstretched.

This action is preceded by a short blast of the whistle.



Play-On

Both arms are raised to chest height, away from the body with the hands open and palms facing the front. The hands are crossed, then separated to opposite sides of the body.

The call "**Play-On**" is announced.

Note: in confined situations, the arms should not be extended too far out to the sides where there may be a risk of coming into contact with players.

This signal must be performed in the field of play.

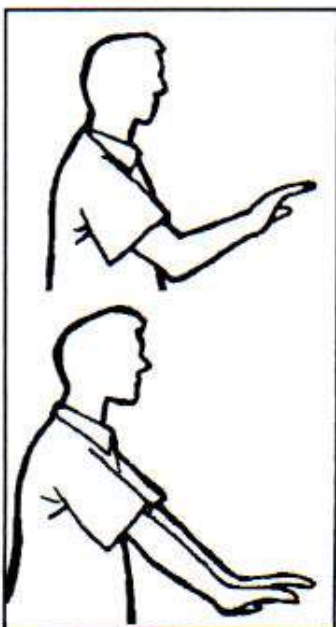


Half Caught

Both arms are crossed in front of the body with the arms at chest height, forearms vertical with elbows bent and fists clenched.

(Palms face towards body)

The call is "**Half Caught**" or similar.

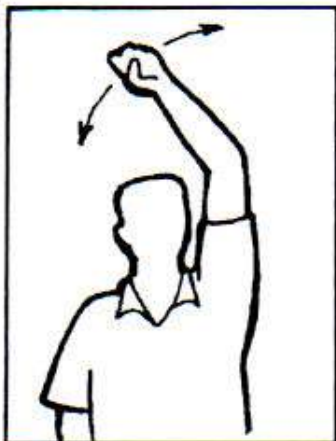


Ball to Ground

Both hands are raised in front of the chest, elbows bent, palms down, then two

pushing motions are made in an oblique downwards direction. Usually, there is no need for a whistle.

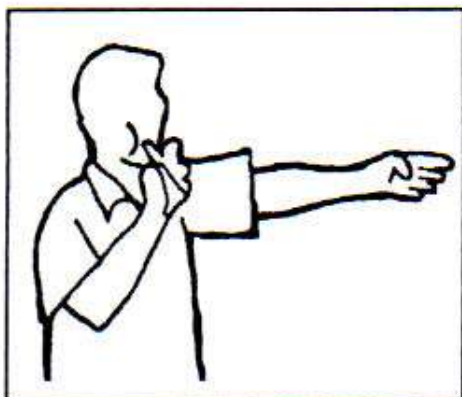
The call "**Ball Down**" or "**Ball Grounded**" is announced



Ball Touched in Flight

One arm is raised high in the air with the fist clenched, and waved twice from side to side above the head. This action should resemble the dusting of a blackboard.

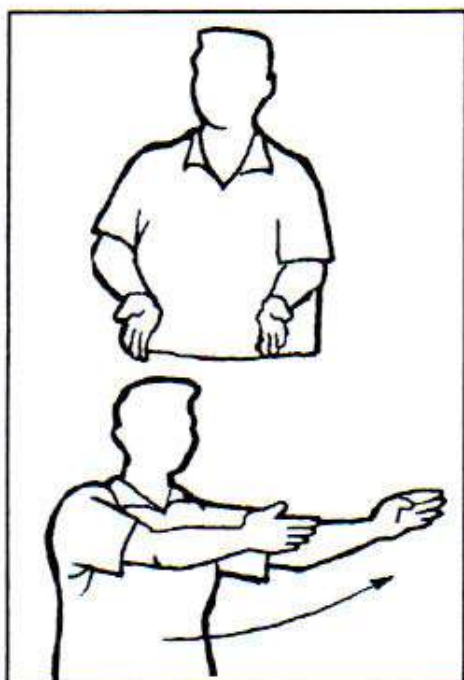
The call "**Six to Go**" or similar wording is announced.



The Penalty

As the whistle is blown, one arm is stretched in the direction of the non-offending team. The arm must be slightly higher than shoulder height with the hand vertical to the ground fingers tucked down.

This signal may be given facing the non-offending team or, when moving quickly to the mark, with the body facing the sideline.



Forward Pass

A forward movement is made with both arms, indicating the flight of the ball in relation to the referees body.

The signal must commence with both hands on one side of the body and finish with both hands directly in front of the body, with both elbows straight at chest height.

The call "**Forward Pass**" is announced

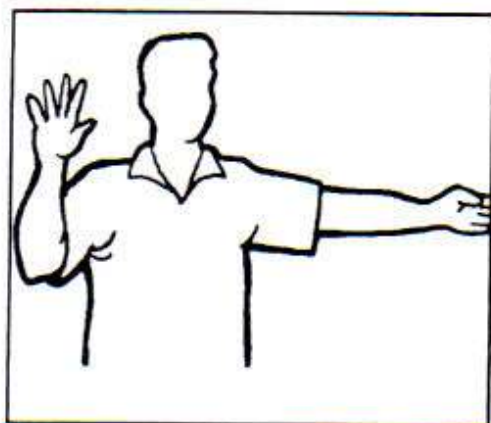


Late Pass

One arm is raised to in front of the body at shoulder height with the forearm held vertically.

The other hand then indicates a tapping of that forearm, then follows on across the body with a backwards passing movement by both arms.

The call "**Late Pass**" or similar wording is announced.

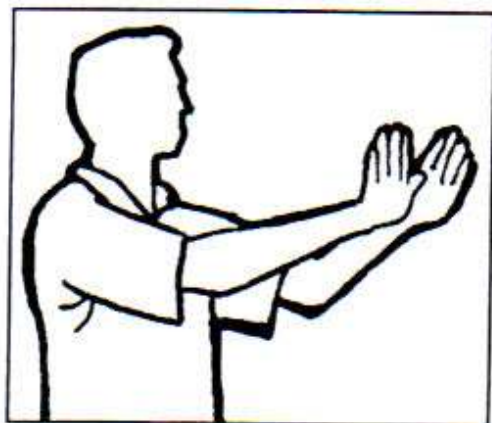


Off Side at the Five

One hand is raised towards the offending player with the fingers and thumb outstretched.

A waving movement is then made with either arm indicating a backward direction.

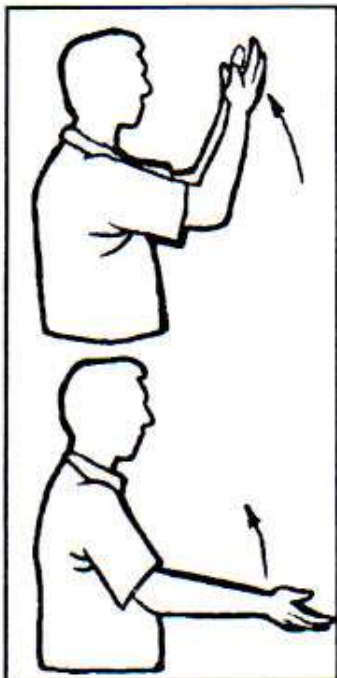
The call "**Five Meters, Please**", "**Off Side**" or similar wording is announced.



Off Side at the Ten

Both hands are raised towards the offending player with all fingers and thumbs outstretched. This is followed by a pushing back motion by both arms, and an indication of the location of the line judges or "buddy referees".

The call "**Ten Meters Please**" or similar wording is announced.



Voluntary Rollball

With fingers outstretched and palms facing upwards, a lifting movement is indicated with both arms raised to head height bending the elbows as it is performed.


The call "**Voluntary Rollball**" or similar wording is announced.



Running on After Being Touched

As both hands are raised in front of the body with elbows bent and fingers outstretched, a forward rolling motion is performed.

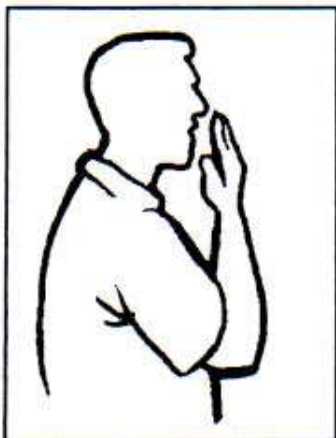
The call "**Running On**" is announced.



Obstruction

Whilst indicating the direction of the penalty with one arm, the other arm moves in an arc like motion around the body on no more than two occasions.

The call "**Obstruction**" is announced.



Disputing Decisions/Verbal Abuse

One hand is raised to the mouth with the fingers outstretched.

The call "**Disputing Decisions**" or "**Verbal Abuse**" is announced.



Excessively Physical Play

This signal may be demonstrated by indicating a shoulder charge, showing an over-exuberant stiff arm movement, trip, or whatever is appropriate in the circumstances.


The call "**Rough Play**" or similar wording is announced.



Throwing/Kicking Ball Away

The relevant action is demonstrated by a single underarm movement with one arm or a kicking movement with one leg. (The mark for this penalty is ten metres forward of the former mark.)

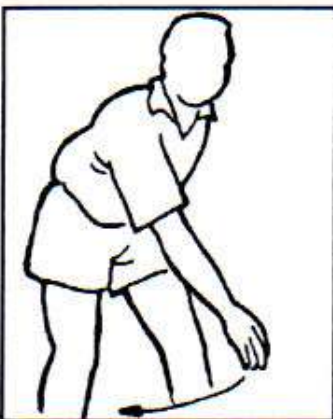
The call "**Throwing the Ball Away**" or similar wording is announced.



Rollball off the Mark

Whilst indicating the direction of the penalty with one arm, the other hand indicates the location of where the rollball was performed, then the correct mark is indicated with the same hand to illustrate the differing locations of the two marks.


The call "**Rollball off the Mark**" or similar wording is announced.



Delaying the Rollball

The correct action for performing the rollball is made by the referee bending forward and indicating the rolling of the ball between the legs.

The call "**Delaying the Rollball**" or similar wording is announced.




Incorrect Rollball- Player Not Facing Scoreline

The incorrect position adopted by the player is demonstrated, followed by the correct position for a rollball.

Use both arms to indicate the direction faced by the offending player is quite effective.

The call "**Incorrect Rollball**" or similar wording is announced.

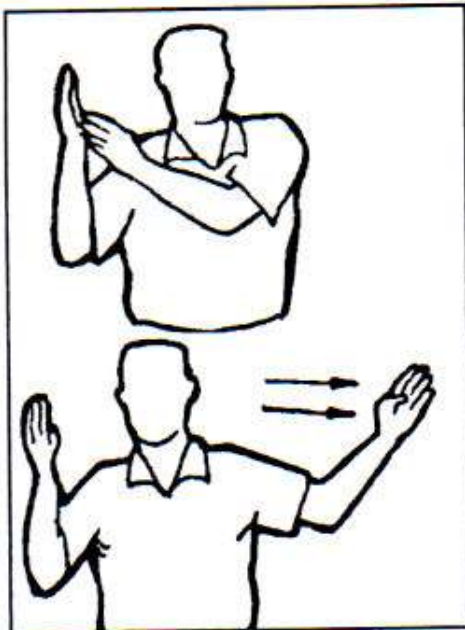


Incorrect Rollball - Ball Not Rolled Between Legs

The incorrect method adopted by the player is demonstrated, followed by the correct action for a rollball.

The use of one arm to indicate the incorrect movement of the ball outside the legs, then the correct movement must be shown.

The call "**Incorrect Rollball**" or similar wording is announced.



Rollball more than One Metre

One hand is held forward to one side of the face with the fingers outstretched in a vertical fashion.

The other hand comes in contact with the first hand and is then moved away, on no more than two occasions, to indicate the distance the ball was rolled.

The call "**Rolled more than One Metre**" or similar wording is announced.



Penalty Tap Ball Not Released

Both hands are held down in front of the body, with the hands open and are drawn apart in two quick actions.

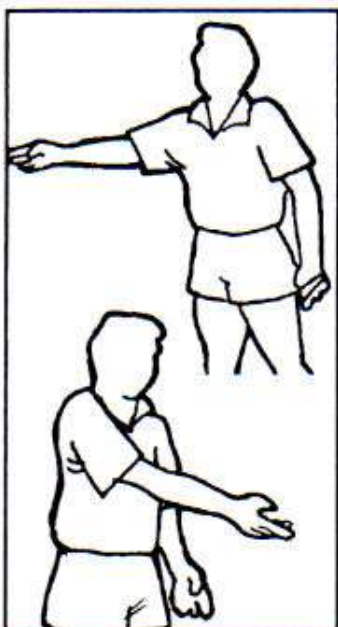
The call "**Ball Not Released**" or similar wording is announced.



Penalty Tap - No Contact with the Foot

One foot is raised in front of the body and tapped with the opposite hand.

The call "**No Contact with Foot**" or similar wording is announced.



Penalty tap - Not Performed on Mark

The location of where the tap was performed is indicated with one hand, then the correct mark is indicated with the same hand, to illustrate the differing locations of the two marks.

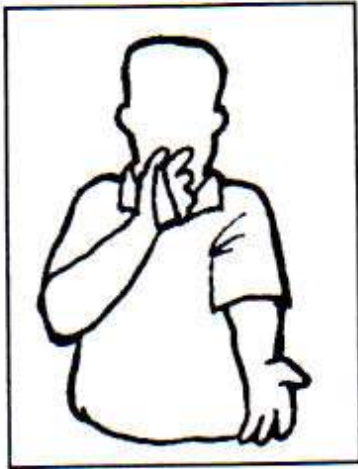
The call "**Penalty Tap Performed off the Mark**" or similar wording is announced.



Penalty Tap - Attacker Offside

The location of where the tap was performed is indicated with one hand, and the location of the offside attacker is indicated with the other hand, to illustrate that the attacker was forward of the player performing the tap.

The call "**Attacking Player Offside**" or similar wording is announced.

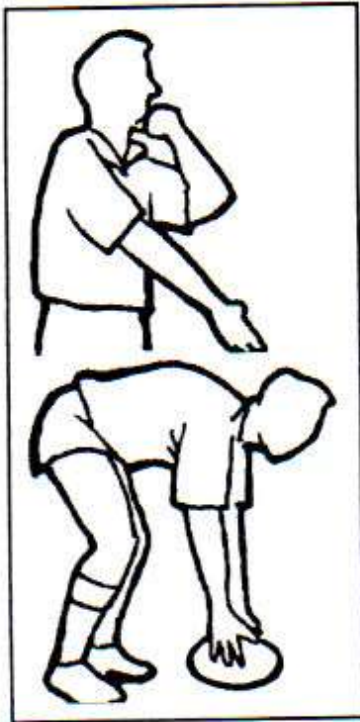


Touchdown

The referee takes up a position behind where the player has grounded the ball and looks -


- a) to line judges for confirmation;
- b) up field for any claimed touches;
- c) to ensure the relevant line is the scoreline

A long blast of the whistle is then performed at the same time as the arm is extended obliquely downwards at an angle of 45 degrees in front of the body towards the mark with the palm facing upwards.



Penalty Touchdown

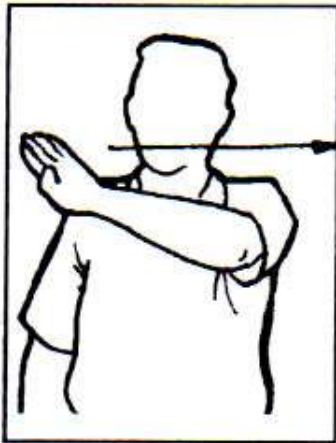
The referee takes possession of the ball, carries it over the scoreline and places it on the ground, then awards a touchdown in the usual manner.



Claimed Touch

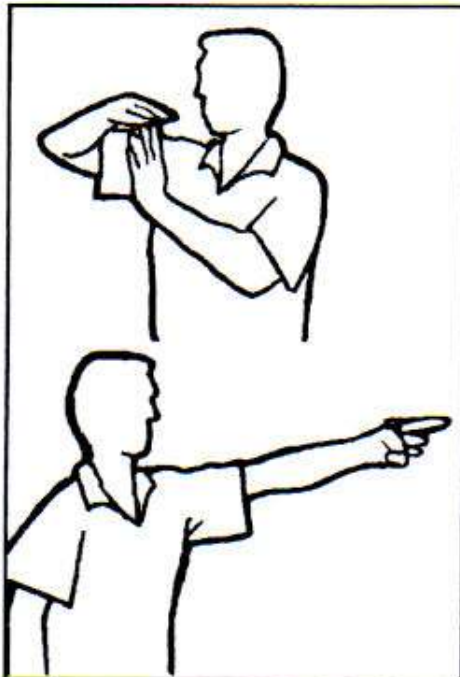
Both hands are raised in front of the body at eye level, with both palms facing each other and held in the direction of the offending player to indicate the distance by which the claimed touch was missed.

The call "**Missed by that Much**" or similar wording is announced.



Off-Field Referee in agreement with touchdown

The off-field referee, if in agreement with the touchdown being awarded, merely stands facing the controlling referee, raises one hand to eye level and moves it out to the side, with the palm facing outwards.

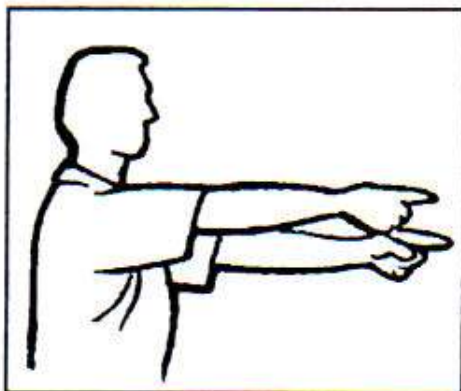


Dismissal for period of time

Both hands are brought in front of the body at shoulder height and form the letter "T".

The referee then points to an area at the end of the field, five (5) metres behind the middle of the oppositions defending scoreline.

The player's captain should be advised of the reason for this action.

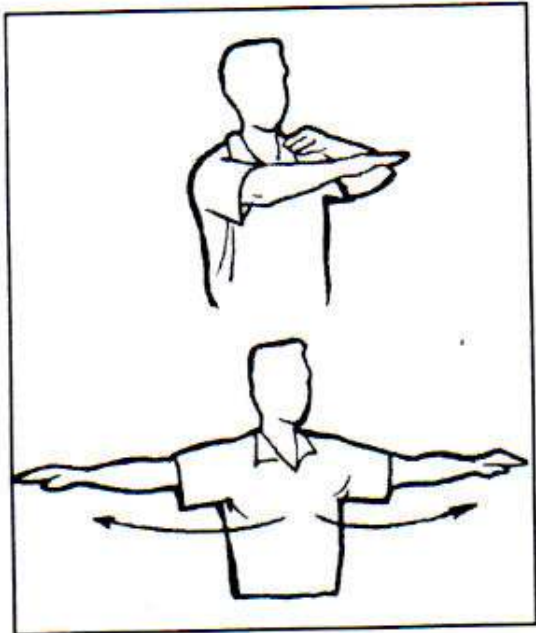


Dismissal remainder of game

One outstretched hand indicates the offending player followed by a pointing action with both hands in the direction of the sideline in the vicinity of the halfway line.

Play does not recommence until the player is at least ten metres past the sideline.

The players captain should be advised of the reason for this action



End of Play

A long fluctuating blast of the whistle is performed then both arms are raised outstretched, in front of the body at shoulder height with palms facing downwards, crossed at the wrists and brought out to the sides in a slow and deliberate motion.